








**HTM**<sup>TM</sup>  
**SENSORS**



- SENSOR PROTECTION DEVICES FOR DOWNTIME REDUCTION
- QUICK-MOUNT COLLARS FOR SIMPLE TWIST-LOCK MOUNTING
- SPRING-MOUNTS TO PREVENT BREAKAGE ON CONTACT
- CONTACT PLUNGERS FOR A RELIABLE HARD STOP SWITCH
- SENSOR CAPS FOR SPATTER AND CONTACT PROTECTION
- RIGHT ANGLE, FLAT AND BLOCK MOUNTING BRACKETS

## SENSOR PROTECTION DEVICES SPECIFICATIONS

	HARD STOP CONTACT PLUNGERS	QUICK-MOUNT COLLARS	SPRING MOUNTS	PROTECTIVE FACE CAPS
				
M8 SENSOR	HBSA-08-50-12	HQT-08	HSN-08	HSC-08
M12 SENSOR	HBSA-12-50-12	HQT-12	HSN-12	HSC-12
M18 SENSOR	HBSA-18-50-12	HQT-18	HSN-18	HSC-18
M30 SENSOR	HBSA-30-50-12	HQT-30	HSN-30	HSC-30
DEVICE ACTION	The sensor threads into the back of the device. When an object contacts the front of the spring mounted plunger, the plunger bolt moves into the sensing range of the sensor providing an output.	The sensor pushes into the back of the device to the collar at the front. The sensor is held in place with a twist of the collet nut. The face is protected, and the mounting distance is assured each time.	The sensor threads into the back of the device, and a plastic cap is threaded onto the sensor face. When an object hits the cap, the sensor moves backward and the spring action returns it to the original position.	The sensor is mounted freely, or inside a mounting device. The cap is threaded onto the face of the sensor. The cap protects the face of the sensor from heat, contact damage, abrasion, and weld spatter.

	MOUNTING BRACKETS			
				
RIGHT ANGLE BRACKET	HRAB-08	HRAB-12	HRAB-18	HRAB-30
				
FLAT BRACKET	HFAB-08	HFAB-12	HFAB-18	HFAB-30
				
BLOCK MOUNTS	SBM-MS12-PTFE	HMB		

SENSOR PROTECTION DEVICES ARE CRITICAL FOR THE AGGRESSIVE ELIMINATION OF DOWNTIME, AND CAN BE BEST USED AS PART OF THE PROXWORX™ DOWNTIME REDUCTION SYSTEM.

